

Industrial Batteries / Network Power

Sprinter P / XP



»Reliable power for
increased security«



Industrial Batteries

The powerful range of Network Power

GNB® Industrial Power offers reliable energy storage solutions for critical systems requiring uninterrupted power supply. With a comprehensive product range based on state-of-the-art technologies, GNB delivers the right battery for every application.

The below table is only indicative and depends on the specific customer application. For more information please ask a GNB sales representative.

Applications	Battery ranges																				
	Sonnenschein							Marathon		Sprinter		Absolyte	Powerfit	Classic							
	A400/A600	A400 FT	A500	A700	SOLAR	RAIL	Power Cycle	M-FT	L/XL	P/XP	XP-FT	GP/GX	S100/S300	GroE	OCSM	OPzS	Energy Bloc/OGi	Solar	rail		
Telecom	●	●	●	●			●	●		●	●						●	●	●		
UPS	●	●	●	●			●	●		●	●						●		●		
Emergency lighting	●	●	●	●			●	●		●	●		●				●	●			
Security	●		●	●						●	●		●			●	●				
Utility	●	●		●			●	●				●		●	●	●	●				
Railways	●	●	●	●		●	●	●				●					●		●		●
Photovoltaic					●		●					●							●		
Universal	●	●	●	●			●	●		●	●		●				●	●	●		

Powerful product brands

ABSOLYTE®

MARATHON®

Sprinter®

Powerfit®

- > VRLA batteries (Valve Regulated Lead Acid) in which the electrolyte is fixed in an Absorbent Glass Mat (AGM)
- > Excellent high current capability
- > Very economical
- > Maintenance-free (no topping up)



- > VRLA batteries (Valve Regulated Lead Acid) in which the electrolyte is fixed in a gel (dryfit® technology)
- > Inventor of Gel technology
- > Highest reliability, even in non-optimal conditions
- > Particularly suitable for cyclic applications
- > Maintenance-free (no topping up)

Classic®

- > Conventional lead-acid batteries with liquid electrolyte
- > Extreme reliability, proven over decades
- > Low maintenance

Sprinter P/XP

Maximized power density for highest requirements

The extremely powerful, compact AGM batteries of the Sprinter P and Sprinter XP series are an ideal energy source for uninterrupted power supply and are particularly good in UPS applications and other security systems. GNB's experience and innovation with VRLA technology makes Sprinter batteries the preferred choice for high rate emergency battery backup.

Your benefits:

- > **Excellent high current performance** – optimised for short discharge time
- > **Low self discharge rate** – extended storage capability
- > **Very short recharge time** – high availability
- > **Optimal power density** – saves floor space
- > **Completely recyclable** – low CO₂ footprint



Specifications:

- > Maintenance-free (no topping up) during the whole service life
- > High-Compression Absorbent Glass Mat (AGM) technology
- > Power (10 minutes) from 791 – 3400 watt
- > Design life: »10-12 Years – Long Life« according to EURO-BAT 2015 classification
- > Available as standard or flame retardant version (UL 94-V0)
- > Designed in accordance with IEC 60896-21/-22
- > Approval: UL (Underwriter Laboratories)
- > Grid plates with superior lead calcium alloy for excellent corrosion resistance
- > Very low gassing due to internal gas recombination (99% efficiency)
- > No restrictions for rail, road, sea and air transportation (IATA, DGR clause A67) – trouble-free transportation of operational blocks
- > Manufactured in Europe in our ISO 9001 certified production plants



10-12 years
– Long Life



Nominal capacity
24.0 – 195 Ah



Block battery



Grid plate



Recyclable



Valve regulated
lead-acid
batteries



Maintenance
free (no
topping up)



Special high
current
performance

Sprinter P/XP

Technical data

Technical characteristics and data

Type	Part number	Nom. voltage V	Power 10 min 1.60 Vpc 25°C W/block	Nominal capacity C ₁₀ 1.80 Vpc 25°C Ah	Nominal capacity C ₂₀ 1.75 Vpc 25°C Ah	Length (l) max. mm	Width (b/w) max. mm	Height (h1) max. mm	Height incl. con- nectors (h2) max. mm	Weight approx. kg	Internal resist- ance mOhm*	Short circuit current A*	Terminal
P6V1700	NAPW061700HP0MC	6	2210	122	132	273	167	191	191	25.0	1.80	3416	M-M8
XP6V2800	NAXP062800HP0FA	6	2780	195	208	309	172	223	241	30.5	1.60	3828	F-M6
P12V600	NAPW120600HP0MA	12	791	24.0	26.0	169	128	175	175	9.50	15.4	824	M-M6
P12V875	NAPW120875HP0MC	12	1157	41.0	44.0	200	169	176	176	14.5	10.6	1178	M-M6
XP12V1800	NAXP121800HP0FA	12	1840	56.4	60.8	220	172	219	235	21.0	8.10	1558	F-M6
XP12V2500	NAXP122500HP0FA	12	2450	69.5	75.6	262	172	223	239	26.0	6.20	2046	F-M6
XP12V3000	NAXP123000HP0FA	12	3040	92.8	99.6	309	172	223	239	31.0	5.20	2425	F-M6
XP12V3400	NAXP123400HP0FA	12	3400	105	112	351	172	223	239	35.5	4.50	2767	F-M6

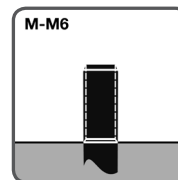
* according IEC60896-21/22
P12V600, P12V875 and XP12V2500 with VdS approval

Container, terminal and torque

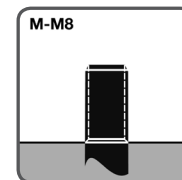
- > **Container:** - UL 94-HB = Polypropylene (PP)
- UL 94-V0 = Polypropylene (PP)

Figures are also valid for UL 94-V0 version.
Change »H« to »V« in the part number. E.g.:

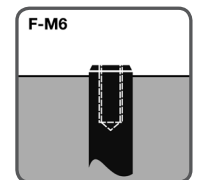
- > **Standard:** NAXP122500 **H** P0FA
- > **UL 94-V0:** NAXP122500 **V** P0FA



6 Nm



8 Nm

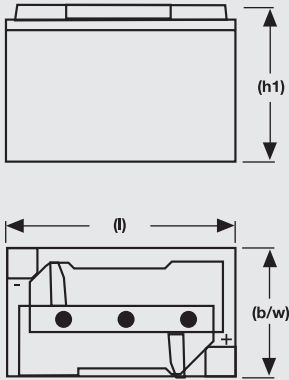


11 Nm

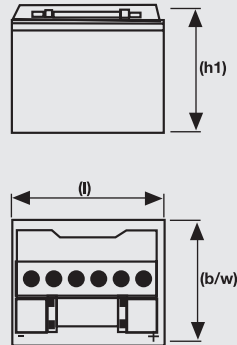
Sprinter P/XP

Drawings

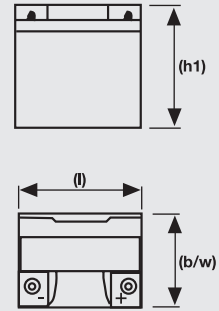
P6V1700



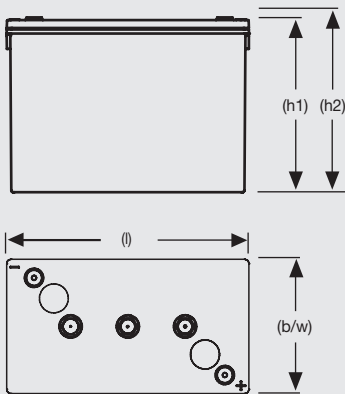
P12V875



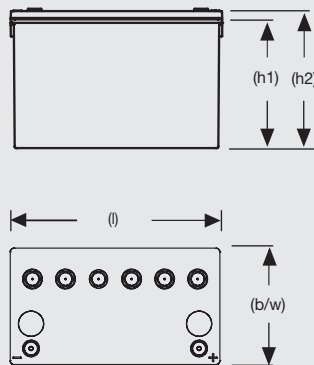
P12V600



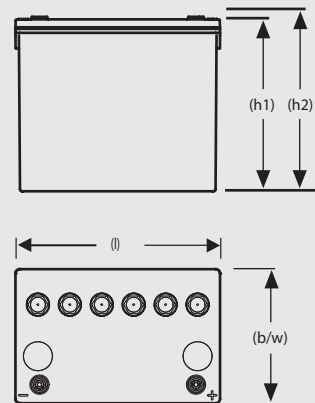
XP6V2800



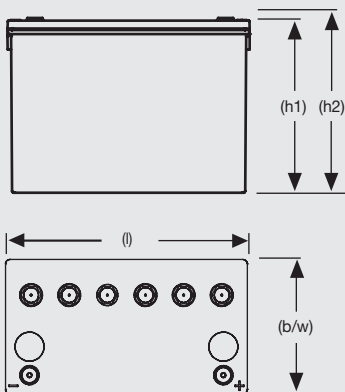
XP12V1800



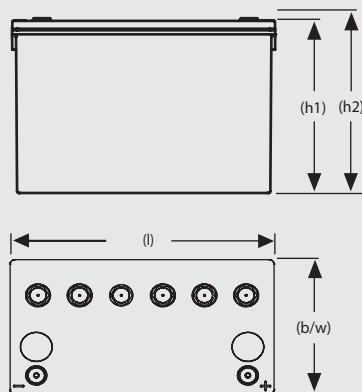
XP12V2500



XP12V3000



XP12V3400



Not to scale!

Sprinter P/XP

Constant current discharge

1.90 Vpc – Discharge in A at 25 °C

Type	Part number	1 min	2 min	3 min	5 min	10 min	15 min	20 min	30 min	45 min	1 h	2 h	3 h	5 h	8 h	10 h
P6V1700	NAPW061700HP0MC	286	285	286	267	223	187	162	125	94.0	76.1	41.4	29.2	19.1	12.7	10.9
XP6V2800	NAXP062800HP0FA	290	290	290	270	238	238	200	160	127	107	67.0	48.8	32.5	21.4	17.4
P12V600	NAPW120600HP0MA	78.0	75.0	70.0	62.0	47.0	37.0	30.0	22.0	17.0	13.4	8.00	5.90	4.00	2.60	2.10
P12V875	NAPW120875HP0MC	96.0	96.0	96.0	85.0	65.0	52.0	44.0	35.0	26.0	21.1	12.8	9.40	6.30	4.30	3.70
XP12V1800	NAXP121800HP0FA	152	152	152	152	113	89.5	72.7	54.3	39.8	33.5	19.2	13.8	9.40	6.00	5.10
XP12V2500	NAXP122500HP0FA	173	173	173	173	134	115	95.5	73.0	54.6	43.4	23.0	15.8	10.7	7.18	6.04
XP12V3000	NAXP123000HP0FA	195	195	195	195	195	140	120	94.2	70.0	56.7	33.5	24.8	15.7	10.1	8.21
XP12V3400	NAXP123400HP0FA	200	200	200	200	195	140	122	97.0	76.0	62.0	37.6	26.7	16.5	10.7	8.70

1.85 Vpc – Discharge in A at 25 °C

Type	Part number	1min	2 min	3 min	5 min	10 min	15 min	20 min	30 min	45 min	1 h	2 h	3 h	5 h	8 h	10 h
P6V1700	NAPW061700HP0MC	390	385	388	349	279	227	192	145	107	83.4	46.3	32.5	21.3	13.8	11.6
XP6V2800	NAXP062800HP0FA	473	473	473	473	399	320	270	201	151	123	73.9	54.0	35.4	23.1	18.8
P12V600	NAPW120600HP0MA	98.0	93.0	87.0	76.0	55.0	43.0	35.0	25.0	19.0	15.2	9.20	6.70	4.40	2.80	2.30
P12V875	NAPW120875HP0MC	128	128	128	109	79.0	62.0	52.0	40.0	29.0	24.0	14.4	10.6	7.00	4.70	3.90
XP12V1800	NAXP121800HP0FA	189	189	189	189	134	104	83.4	61.4	44.5	37.3	21.7	15.5	10.2	6.40	5.40
XP12V2500	NAXP122500HP0FA	218	218	218	218	158	130	109	82.1	60.8	47.9	25.0	17.3	11.5	7.70	6.67
XP12V3000	NAXP123000HP0FA	225	225	225	220	209	165	140	107	78.8	63.1	36.3	26.6	16.9	11.0	8.94
XP12V3400	NAXP123400HP0FA	270	270	270	270	213	176	150	115	85.0	68.0	40.6	28.9	18.3	11.8	9.60

1.80 Vpc – Discharge in A at 25 °C

Type	Part number	1 min	2 min	3 min	5 min	10 min	15 min	20 min	30 min	45 min	1 h	2 h	3 h	5 h	8 h	10 h
P6V1700	NAPW061700HP0MC	503	489	479	421	319	254	209	155	114	89.4	49.3	34.3	22.8	14.7	12.2
XP6V2800	NAXP062800HP0FA	510	505	497	497	440	360	300	222	164	132	77.3	56.0	36.4	23.6	19.5
P12V600	NAPW120600HP0MA	112	109	107	87.0	61.0	46.0	38.0	27.0	20.0	16.2	9.70	7.10	4.60	2.90	2.40
P12V875	NAPW120875HP0MC	160	156	153	127	89.0	68.0	56.0	42.0	31.0	25.4	15.4	11.4	7.50	4.90	4.10
XP12V1800	NAXP121800HP0FA	221	207	213	213	147	113	90.3	66.1	48.0	39.8	22.6	16.3	10.6	6.83	5.64
XP12V2500	NAXP122500HP0FA	276	259	254	254	180	144	117	87.6	65.8	51.6	27.6	18.8	12.1	8.00	6.95
XP12V3000	NAXP123000HP0FA	331	310	271	271	229	182	153	115	84.1	66.9	37.8	27.4	17.5	11.4	9.28
XP12V3400	NAXP123400HP0FA	378	357	340	315	240	195	164	125	93.0	74.0	43.0	30.3	19.5	12.8	10.5

1.75 Vpc – Discharge in A at 25 °C

Type	Part number	1 min	2 min	3 min	5 min	10 min	15 min	20 min	30 min	45 min	1 h	2 h	3 h	5 h	8 h	10 h
P6V1700	NAPW061700HP0MC	590	573	562	483	353	275	223	163	117	92.4	51.4	35.3	23.5	15.2	12.5
XP6V2800	NAXP062800HP0FA	580	575	568	568	468	385	320	236	172	138	78.6	57.0	37.0	24.0	19.9
P12V600	NAPW120600HP0MA	123	120	118	95.0	65.0	49.0	40.0	28.0	20.8	17.1	9.90	7.30	4.70	3.00	2.50
P12V875	NAPW120875HP0MC	176	171	168	138	95.0	72.0	59.0	44.0	33.0	26.6	16.2	11.8	7.70	5.10	4.30
XP12V1800	NAXP121800HP0FA	260	243	235	235	158	121	96.3	69.6	49.3	41.6	23.4	16.9	11.0	6.94	5.75
XP12V2500	NAXP122500HP0FA	347	317	282	282	194	154	125	92.5	68.0	53.2	28.5	19.5	12.4	8.20	7.07
XP12V3000	NAXP123000HP0FA	417	382	307	307	240	192	160	120	87.0	68.9	38.6	27.8	17.8	11.5	9.41
XP12V3400	NAXP123400HP0FA	465	426	410	357	271	218	181	135	98.0	77.0	44.2	30.9	20.0	13.0	10.7

Sprinter P/XP

Constant current discharge

1.70 Vpc – Discharge in A at 25 °C

Type	Part number	1 min	2 min	3 min	5 min	10 min	15 min	20 min	30 min	45 min	1 h	2 h	3 h	5 h	8 h	10 h
P6V1700	NAPW061700HP0MC	755	692	629	529	377	291	234	168	120	94.5	53.3	36.5	24.2	15.4	12.6
XP6V2800	NAXP062800HP0FA	760	700	643	643	494	400	330	243	177	141	80.0	58.0	37.6	24.4	20.0
P12V600	NAPW120600HP0MA	154	141	129	103	69.0	52.0	42.0	29.4	21.8	17.6	10.3	7.40	4.80	3.10	2.60
P12V875	NAPW120875HP0MC	220	202	184	148	99.0	75.0	61.0	45.2	34.0	27.6	16.8	12.2	7.90	5.20	4.40
XP12V1800	NAXP121800HP0FA	301	269	254	254	168	127	100	71.9	51.1	42.9	24.0	17.2	11.2	7.05	5.86
XP12V2500	NAXP122500HP0FA	382	347	308	308	205	160	130	95.4	69.3	54.3	29.0	20.0	12.7	8.30	7.14
XP12V3000	NAXP123000HP0FA	459	413	342	340	250	200	164	122	88.5	70.1	39.1	28.1	17.9	11.6	9.49
XP12V3400	NAXP123400HP0FA	535	485	470	400	293	229	188	139	100	78.5	44.8	31.5	20.2	13.2	10.8

1.65 Vpc – Discharge in A at 25 °C

Type	Part number	1 min	2 min	3 min	5 min	10 min	15 min	20 min	30 min	45 min	1 h	2 h	3 h	5 h	8 h	10 h
P6V1700	NAPW061700HP0MC	811	740	676	563	395	299	241	173	123	96.5	54.6	37.8	24.3	15.5	12.6
XP6V2800	NAXP062800HP0FA	820	750	717	717	521	418	340	247	179	143	80.8	58.6	38.1	24.8	20.1
P12V600	NAPW120600HP0MA	163	149	135	109	71.0	54.0	43.0	30.5	22.3	18.0	10.4	7.50	4.80	3.10	2.60
P12V875	NAPW120875HP0MC	237	217	198	157	104	77.0	63.0	46.2	35.0	28.4	17.5	12.5	8.00	5.30	4.40
XP12V1800	NAXP121800HP0FA	341	309	266	266	173	129	101	73.1	52.4	43.7	24.3	17.4	11.3	7.10	5.86
XP12V2500	NAXP122500HP0FA	418	381	325	325	211	164	133	97.0	70.5	55.2	29.5	20.3	12.8	8.40	7.18
XP12V3000	NAXP123000HP0FA	512	463	373	366	260	205	167	124	89.6	70.8	39.4	28.3	18.0	11.7	9.56
XP12V3400	NAXP123400HP0FA	598	540	540	440	306	237	193	142	102	80.0	45.3	32.0	20.4	13.4	10.9

1.60 Vpc – Discharge in A at 25 °C

Type	Part number	1 min	2 min	3 min	5 min	10 min	15 min	20 min	30 min	45 min	1 h	2 h	3 h	5 h	8 h	10 h
P6V1700	NAPW061700HP0MC	838	760	698	582	406	308	247	177	126	98.5	55.4	38.4	24.4	15.5	12.6
XP6V2800	NAXP062800HP0FA	840	810	791	791	546	430	348	250	181	144	81.7	59.2	38.5	24.9	20.2
P12V600	NAPW120600HP0MA	171	157	140	113	73.0	55.0	44.0	31.0	22.8	18.3	10.5	7.60	4.80	3.10	2.60
P12V875	NAPW120875HP0MC	250	229	209	164	107	79.0	65.0	47.2	36.0	29.2	17.9	12.6	8.00	5.30	4.40
XP12V1800	NAXP121800HP0FA	363	327	276	276	176	131	103	74.2	52.9	44.1	24.5	17.6	11.3	7.10	5.86
XP12V2500	NAXP122500HP0FA	454	409	338	338	218	168	135	98.8	71.9	56.1	30.0	20.6	12.9	8.50	7.20
XP12V3000	NAXP123000HP0FA	545	490	399	385	268	210	171	126	90.5	71.5	39.7	28.5	18.2	11.8	9.61
XP12V3400	NAXP123400HP0FA	636	620	610	490	323	245	196	145	105	82.0	45.8	32.3	20.6	13.5	11.0



Sprinter P/XP

Constant power discharge

1.90 Vpc – Discharge in W/block at 25 °C

Type	Part number	1 min	2 min	3 min	5 min	10 min	15 min	20 min	30 min	45 min	1 h	2 h	3 h	5 h	8 h	10 h
P6V1700	NAPW061700HPOMC	1641	1641	1641	1537	1267	1067	919	711	545	445	246	174	114	76.1	62.9
XP6V2800	NAXP062800HP0FA	1400	1400	1400	1400	1400	1400	1210	1010	785	659	410	298	192	127	104
P12V600	NAPW120600HPOMA	834	834	834	725	539	427	356	271	200	162	97.4	71.1	47.7	31.5	26.4
P12V875	NAPW120875HPOMC	1151	1151	1151	1006	762	608	506	397	304	253	153	112	76.1	50.8	43.6
XP12V1800	NAXP121800HP0FA	1760	1760	1760	1759	1249	982	840	670	496	387	226	160	103	72.1	59.5
XP12V2500	NAXP122500HP0FA	2000	2000	2000	2000	1590	1309	1108	853	598	508	283	199	127	85.3	69.6
XP12V3000	NAXP123000HP0FA	2250	2250	2250	2250	2000	1700	1400	1120	841	682	405	301	193	124	100
XP12V3400	NAXP123400HP0FA	2600	2600	2600	2600	2100	1756	1504	1180	895	726	457	328	208	135	109

1.85 Vpc – Discharge in W/block at 25 °C

Type	Part number	1 min	2 min	3 min	5 min	10 min	15 min	20 min	30 min	45 min	1 h	2 h	3 h	5 h	8 h	10 h
P6V1700	NAPW061700HPOMC	2176	2176	2176	1982	1586	1302	1107	848	632	498	279	193	126	82.2	68.0
XP6V2800	NAXP062800HP0FA	2230	2230	2230	2230	2000	1730	1500	1160	875	718	436	314	201	132	107
P12V600	NAPW120600HPOMA	1033	1033	1033	868	627	491	406	300	221	179	108	79.2	51.8	33.5	28.4
P12V875	NAPW120875HPOMC	1441	1441	1441	1225	906	718	597	462	352	284	170	126	84.2	54.8	46.7
XP12V1800	NAXP121800HP0FA	2110	2110	2110	2110	1450	1120	952	745	547	430	253	181	112	77.7	64.0
XP12V2500	NAXP122500HP0FA	2300	2300	2300	2300	1830	1519	1261	949	658	568	307	217	138	91.9	74.8
XP12V3000	NAXP123000HP0FA	2830	2830	2830	2830	2200	2050	1600	1260	928	747	433	319	205	133	108
XP12V3400	NAXP123400HP0FA	3046	3046	3046	3046	2472	2074	1783	1399	1054	853	490	349	220	142	115

1.80 Vpc – Discharge in W/block at 25 °C

Type	Part number	1 min	2 min	3 min	5 min	10 min	15 min	20 min	30 min	45 min	1 h	2 h	3 h	5 h	8 h	10 h
P6V1700	NAPW061700HPOMC	2897	2765	2634	2349	1808	1454	1212	906	664	523	290	203	136	88.3	72.6
XP6V2800	NAXP062800HP0FA	3250	3000	2750	2500	2320	1950	1650	1250	925	758	448	325	208	136	111
P12V600	NAPW120600HPOMA	1250	1210	1171	971	689	532	435	320	235	192	113	82.2	54.8	35.5	29.4
P12V875	NAPW120875HPOMC	2000	1820	1688	1418	1013	785	650	492	372	301	183	135	89.3	57.9	48.2
XP12V1800	NAXP121800HP0FA	2600	2440	2280	2359	1590	1219	1020	793	583	459	262	190	121	82.1	66.1
XP12V2500	NAXP122500HP0FA	3250	3050	2850	2650	2020	1650	1350	1000	700	604	325	234	145	96.3	78.1
XP12V3000	NAXP123000HP0FA	3900	3650	3420	3180	2400	2100	1750	1320	982	786	450	328	210	136	111
XP12V3400	NAXP123400HP0FA	4450	4200	3990	3499	2719	2250	1927	1500	1126	904	505	358	225	145	118

1.75 Vpc – Discharge in W/block at 25 °C

Type	Part number	1 min	2 min	3 min	5 min	10 min	15 min	20 min	30 min	45 min	1 h	2 h	3 h	5 h	8 h	10 h
P6V1700	NAPW061700HPOMC	3290	3172	3021	2654	1982	1566	1282	950	689	541	300	211	140	89.3	73.6
XP6V2800	NAXP062800HP0FA	3750	3500	3250	3000	2440	2060	1750	1310	965	775	455	332	212	138	113
P12V600	NAPW120600HPOMA	1400	1350	1266	1045	732	565	458	336	246	203	116	85.3	55.8	36.5	29.9
P12V875	NAPW120875HPOMC	2200	2000	1823	1523	1074	827	680	513	386	315	192	140	91.4	58.9	49.2
XP12V1800	NAXP121800HP0FA	3000	2800	2600	2539	1699	1290	1080	832	607	478	271	196	124	83.2	67.3
XP12V2500	NAXP122500HP0FA	4000	3650	3350	3080	2220	1759	1438	1060	727	631	337	244	148	97.5	79.0
XP12V3000	NAXP123000HP0FA	4800	4400	4100	3499	2680	2260	1855	1390	1009	807	457	331	211	138	112
XP12V3400	NAXP123400HP0FA	5350	4900	4494	3897	2976	2434	2052	1567	1162	931	525	367	232	148	120

Sprinter P/XP

Constant power discharge

1.70 Vpc – Discharge in W/block at 25 °C

Type	Part number	1 min	2 min	3 min	5 min	10 min	15 min	20 min	30 min	45 min	1 h	2 h	3 h	5 h	8 h	10 h
P6V1700	NAPW061700HPOMC	3498	3339	3180	2876	2092	1628	1331	977	699	552	311	218	142	90.3	74.1
XP6V2800	NAXP062800HP0FA	4000	3750	3500	3250	2560	2140	1790	1340	980	789	463	338	216	140	114
P12V600	NAPW120600HPOMA	1600	1460	1348	1101	762	579	469	343	251	205	118	87.3	56.8	37.0	30.5
P12V875	NAPW120875HPOMC	2400	2150	1948	1605	1109	843	694	525	398	327	197	145	93.4	59.9	50.2
XP12V1800	NAXP121800HP0FA	3470	3100	2840	2680	1760	1330	1110	855	622	488	276	199	129	84.3	68.4
XP12V2500	NAXP122500HP0FA	4400	4000	3650	3330	2330	1820	1476	1080	739	641	346	249	150	98.3	79.2
XP12V3000	NAXP123000HP0FA	5280	4750	4330	3780	2790	2310	1897	1420	1020	818	462	334	214	139	114
XP12V3400	NAXP123400HP0FA	6160	5580	5050	4276	3146	2515	2100	1590	1180	945	530	371	234	151	122

1.65 Vpc – Discharge in W/block at 25 °C

Type	Part number	1 min	2 min	3 min	5 min	10 min	15 min	20 min	30 min	45 min	1 h	2 h	3 h	5 h	8 h	10 h
P6V1700	NAPW061700HPOMC	3873	3697	3521	3008	2160	1662	1358	993	713	560	316	222	143	91.4	74.1
XP6V2800	NAXP062800HP0FA	4250	4000	3750	3500	2679	2200	1820	1360	999	806	469	343	220	143	116
P12V600	NAPW120600HPOMA	1700	1550	1422	1150	781	592	477	346	256	207	120	88.0	57.0	37.0	31.0
P12V875	NAPW120875HPOMC	2590	2300	2068	1677	1133	858	706	533	405	332	202	148	94.4	60.9	50.8
XP12V1800	NAXP121800HP0FA	3760	3400	3084	2790	1810	1350	1120	868	628	496	279	202	130	84.3	68.4
XP12V2500	NAXP122500HP0FA	4600	4200	3855	3440	2400	1849	1501	1099	751	645	348	250	151	98.8	80.2
XP12V3000	NAXP123000HP0FA	5640	5100	4626	4009	2869	2330	1909	1430	1030	825	465	336	216	139	114
XP12V3400	NAXP123400HP0FA	6580	5950	5397	4584	3300	2595	2149	1620	1201	960	535	376	237	153	124

1.60 Vpc – Discharge in W/block at 25 °C

Type	Part number	1 min	2 min	3 min	5 min	10 min	15 min	20 min	30 min	45 min	1 h	2 h	3 h	5 h	8 h	10 h
P6V1700	NAPW061700HPOMC	3956	3776	3597	3063	2210	1700	1379	1002	720	567	319	224	143	91.4	74.1
XP6V2800	NAXP062800HP0FA	4500	4250	4000	3750	2780	2250	1850	1380	1010	819	474	348	222	144	117
P12V600	NAPW120600HPOMA	1800	1620	1477	1186	792	600	480	349	259	208	121	88.0	57.0	37.0	31.0
P12V875	NAPW120875HPOMC	2700	2400	2155	1730	1156	874	718	541	409	337	204	148	94.4	60.9	50.8
XP12V1800	NAXP121800HP0FA	4000	3600	3280	2869	1840	1369	1140	877	637	502	283	202	130	84.3	68.4
XP12V2500	NAXP122500HP0FA	5000	4500	4100	3580	2449	1870	1516	1110	754	648	349	253	153	99.4	80.2
XP12V3000	NAXP123000HP0FA	6000	5400	4920	4180	3040	2350	1914	1440	1039	829	466	337	217	141	115
XP12V3400	NAXP123400HP0FA	7000	6300	5740	4849	3400	2640	2185	1645	1219	970	540	379	240	154	126



Battery Service – Energy Solutions

Keeping your business on the move

GNB® is the Expert


Who could do this job better than the professionals of a company with more than 100 years of experience in battery development, production and application?

Leave the responsibility for the maintenance of your batteries and chargers to the professionals: a GNB service contract provides you with exceptional economic advantages through time savings, cost savings and safety!



Installation of Batteries and Systems for Network Power

- > Development of complete turnkey solutions from the design concept to installation and commissioning.
- > Installation according to legal and safety regulations including CE certification by approved installation technicians.
- > Training and certification of external installation technicians according to CE regulations.



- ✦ Inspection Contract
- ✦ Maintenance Contract
- ✦ Lifetime Warranty Contract
- ✦ Full Service Contract



»GNB Service – individualized, professional and all over Europe!«



Exide Technologies, with operations in more than 80 countries, is one of the world's largest producers and recyclers of lead-acid batteries. Exide Technologies provides a comprehensive and customized range of stored electrical energy solutions. Based on over 120 years of experience in the development of innovative technologies, Exide Technologies is an esteemed partner of OEMs and serves the spare parts market for industrial and automotive applications.

GNB Industrial Power – A division of Exide Technologies – offers an extensive range of storage products and services, including solutions for telecommunication systems, railway applications, mining, photovoltaic (solar energy), uninterrupted power supply (UPS), electrical power generation and distribution, fork lifts and electric vehicles.

Exide Technologies takes pride in its commitment to a better environment. An integrated approach to manufacturing, distributing and recycling of lead-acid batteries has been developed to ensure a safe and responsible life cycle for all of its products.

NXPWPTEPDF00117 - Subjects to alterations